



ALWAYS attach this grab bar to a surface using connections matched to the grab bar, the type of surface and the loading conditions to be applied.



ALWAYS read the installation instructions before installing this product.

ALWAYS read the installation and end user care instructions.



ALWAYS match the installation to the holes in the grab bar.

ALWAYS have grab bars installed by a trained and experienced skilled craftsman.



NEVER install countersunk screws to holes supplied without countersinks.

NEVER add countersinks to any holes on the grab bars.

NEVER make holes larger.



BEWARE making holes larger will reduce the strength of the grab bar and invalidate any warranty or stated weight capacity.



DO NOT place matches or cigarettes on or near this product.

The following plastic materials are used in this product: Acrylonitrile Butadiene Styrene (ABS), Ethylene Propylene Thermoplastic Rubber (EPTPR)

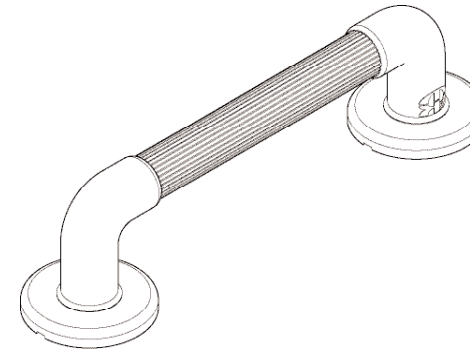


AKW MediCare

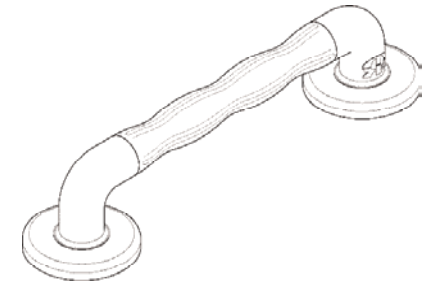


Plastic Grab Bars

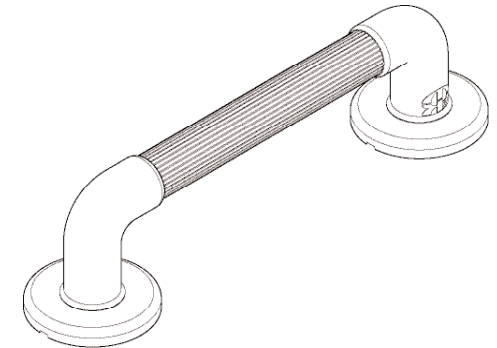
Installation and user care instructions



**Plastic Fluted
1400 series**



**Natural Grip
1600 series**



**Heavy-Duty Plastic Fluted
1900 series**

AKW MediCare does not make any warranty, expressed or implied, or accept any liability in connection with this information or its use. This information is furnished upon the condition that the person receiving it shall make his/her own tests to determine the suitability thereof for his/her particular purpose.

**For further details on this and other AKW products please contact your distributor
- see details on outer packaging**

Color: White RAL 9016/ High Contrast Blue to RAL 5005

Internal Building use only

Natural Grip Registered Designs:

GB3008314, GB3008313, EU000024591-0001, EU000024591-0002, US D486,583 S

**Installer: Please ensure that this information is left
with the end user of this product.**

Installation Instructions

AKW MediCare recommend that you follow these guidelines when installing an AKW Grab Bar:

Plastic Grab Bars are recommended for all internal applications;

All AKW MediCare Grab Bars are designed and tested to meet the requirements of BS EN 12182.

The above recommendations are suggested to promote optimum product life.

Bars may be installed in other locations but optimum product life may not be achieved.

Consult a manufacturer, stating the type and construction of surface, and the version of grab bar if you are unsure of which type of connection to use.

AKW MediCare are unable to specify the type of connection to be used simply due to the vast number of possible types and conditions of surfaces to which the grab bar can be attached.

User Care Instructions

AKW plastic grab bars are designed for general domestic use as an aid to the movement of a person about a normal dwelling place. They are intended to be used to provide gripping or handle positions around doorways, stairwells, showers, bathtubs and other similar applications.

The grab bar must only be used for the tasks it is intended to perform. Do not use it to tie objects or hang items from it or secure items to it. This may have serious detrimental effects on its performance and safety.

Grab bars should be checked as part of a planned maintenance program, and any bars showing evidence of damage or misuse must be replaced.

Keeping your AKW Grab Bar clean

This product should be cleaned periodically using normal domestic bathroom cleaning materials.

After cleaning always rinse with water then wipe thoroughly with a damp cloth to remove any cleaning material residues before drying off.

Do not use strong or concentrated acidic, alkaline or other cleaning materials as these may discolor or otherwise damage the product.

AKW do not approve or recommend autoclave cleaning due to the damage this can cause to the special engineering plastics used in the construction of this product.

Disinfecting

Where disinfecting is necessary, standard procedures for disinfecting equipment should be used with due care and attention taken of the warnings concerning possible affects of aggressive chemicals on plastics.

Packaging

This grab bar is supplied in a polypropylene (PP) bag to keep the product unsoiled until installation; it may also be bulk-packed in a cardboard box. Both are suitable for recycling operations and should be disposed of in accordance with local recycling regulations.

Plastic Grab Bar Product Specification / Data Sheet

This product is designed for a single location installation.

Maximum* weight capacities:

Natural Grip 1600 series	275lbs (125kg)
Plastic Fluted 1400 series	220lbs (100kg)
Heavy-Duty Plastic Fluted 1900 series	385lbs (175kg)

*Weight Capacity only refers to the grab bar, not the installation

Standard operating temperature range : +41°F to +95°F (+5°C to +35°C).

*(*Applied for less than 30 minutes in any 60 minute period)*

Materials of Construction:

Brackets:	PVC-U, ABS
Bracket covers:	PP, ABS,
Bars:	PVC-U, PP Inserts of Aluminum or 304 Stainless Steel (some models)